

# I-CARE<sup>SM</sup>

---

## EARLY COVID TREATMENT

### A guide to early treatment of COVID-19

**March 2023**

#### Updates:

- Fluvoxamine deemphasized and risks highlighted
- Treatment of Omicron variants revised
- Note on anesthesia and surgery added

**FLCCC**<sup>®</sup>  
A L L I A N C E



# Table of Contents

Summary of Suggested Therapies .....	3
Disclaimer.....	4
Overview of I-CARE .....	4
The Use of “Off-Label” Drugs.....	4
First Line Treatments .....	10
Ivermectin .....	10
Hydroxychloroquine (HCQ).....	11
Mouthwash and Nasal Spray (Naso-Oropharyngeal Hygiene) .....	12
Quercetin .....	13
<i>Nigella sativa</i> (black cumin).....	14
Honey .....	14
Melatonin.....	14
Curcumin (turmeric) .....	15
Zinc 15 .....	15
Aspirin (acetylsalicylic acid or ASA) .....	15
Bifidobacterium Probiotics .....	16
Vitamin C.....	16
Home pulse oximetry.....	17
Treatment of Current Circulating Omicron variants.....	17
Second Line Treatments .....	18
Nitazoxanide (NTZ).....	18
Vitamin D .....	19
B complex vitamins .....	19
N-acetyl cysteine (NAC) .....	19
Omega-3 fatty acids.....	20
Fluvoxamine.....	20
Optional Treatments (and those of unclear benefit).....	22
Anti-androgen therapy (Optional) .....	22
Famotidine (Optional).....	22
Dandelion (Optional). .....	22
Angiotensin II Receptor Blockers (ARBs) .....	22
Inhaled corticosteroids (budesonide) (Unclear benefit) .....	23
Colchicine Unclear benefit (best avoided).....	23
Monoclonal antibodies (Not recommended) .....	23
Molnupiravir (Not recommended) .....	23
Paxlovid (Not recommended).....	23
References .....	24

## Summary of Suggested Therapies

First-Line Treatments <i>(in order of priority, not all required)</i>	Second-Line Treatments
Ivermectin 0.4 to 0.6 mg/kg one dose daily for at least 5 days, or until symptoms resolve	Nitazoxanide (NTZ) 500 mg twice a day for 5 days
Hydroxychloroquine (HCQ) 200 mg twice a day for 5-10 days	Vitamin D (see dosing chart)
Mouthwash and nasal spray three times a day	B complex vitamins
Quercetin 250–500 mg twice a day	N-acetyl cysteine (NAC) 600-1200 mg orally twice a day
Nigella sativa (black cumin) If using seeds, take 80 mg/kg once a day (or 400 to 500 mg of encapsulated oil twice a day)	Omega-3 fatty acids 4 g daily Vascepa (Ethyl eicosapentaenoic acid), Lovaza (EPA/DHA), alternative: DHA/EPA
Honey 1 g/kg one to two times a day	Fluvoxamine 25-50 mg daily for 7 days
Melatonin 5-10 mg at night	
Curcumin (turmeric) 500 mg twice a day	
Zinc 75–100 mg daily	
Aspirin (unless contraindicated) 325 mg daily	
Bifidobacterium Probiotics (avoid added sugars)	
Vitamin C 500–1000 mg twice a day	
Home pulse oximetry monitoring	

## Disclaimer

The information in this document is our recommended approach to COVID-19 based on the best (and most recent) literature. It is provided as guidance to healthcare providers worldwide on the early treatment of COVID-19. Our guidance should only be used by medical professionals in formulating their approach to COVID-19. Patients should always consult with their providers before starting any medical treatment. As this is a highly dynamic topic, we will update these guidelines as new information emerges. Please check to ensure you are using the latest version of this protocol.

## Overview of I-CARE

At the beginning of the pandemic, FLCCC developed the MATH+ protocol to guide treatment of the advanced (pulmonary) phase of COVID-19, with the goal of reducing hospital mortality. However, it soon became obvious that our emphasis needed to shift to prevention and early treatment to keep patients from requiring hospitalization in the first place and from dying from this largely preventable disease.

Providers must recognize that infection with SARS-CoV-2, the virus that causes COVID-19, progresses through several stages. Treatment is therefore highly stage-specific (see Figures 1-3 and Table 1).

COVID-19 is a clinical diagnosis; you do not need to confirm with an antigen or PCR test. Treatment should be initiated immediately after the onset of flu-like symptoms.

### The Use of “Off-Label” Drugs

Once the FDA approves a prescription medication, federal laws allow any U.S. physician to prescribe the duly approved drug for any reason. In fact, 30 percent of all prescriptions are for off-label uses, written by American doctors exercising their medical judgment.

Many states — including Nebraska, Tennessee, and Missouri — have asserted the right of physicians to prescribe, and pharmacists to dispense, off-label drugs such as ivermectin and hydroxychloroquine for the treatment of COVID-19. For example, Nebraska’s Attorney General, Doug Peterson, released a legal opinion in October 2021 saying he did not see data to justify legal action against healthcare professionals who prescribe ivermectin or hydroxychloroquine. [1] In May 2022, Tennessee approved a standing order allowing ivermectin to be dispensed over the counter.

Figure 1. Treatment Phases of COVID-19



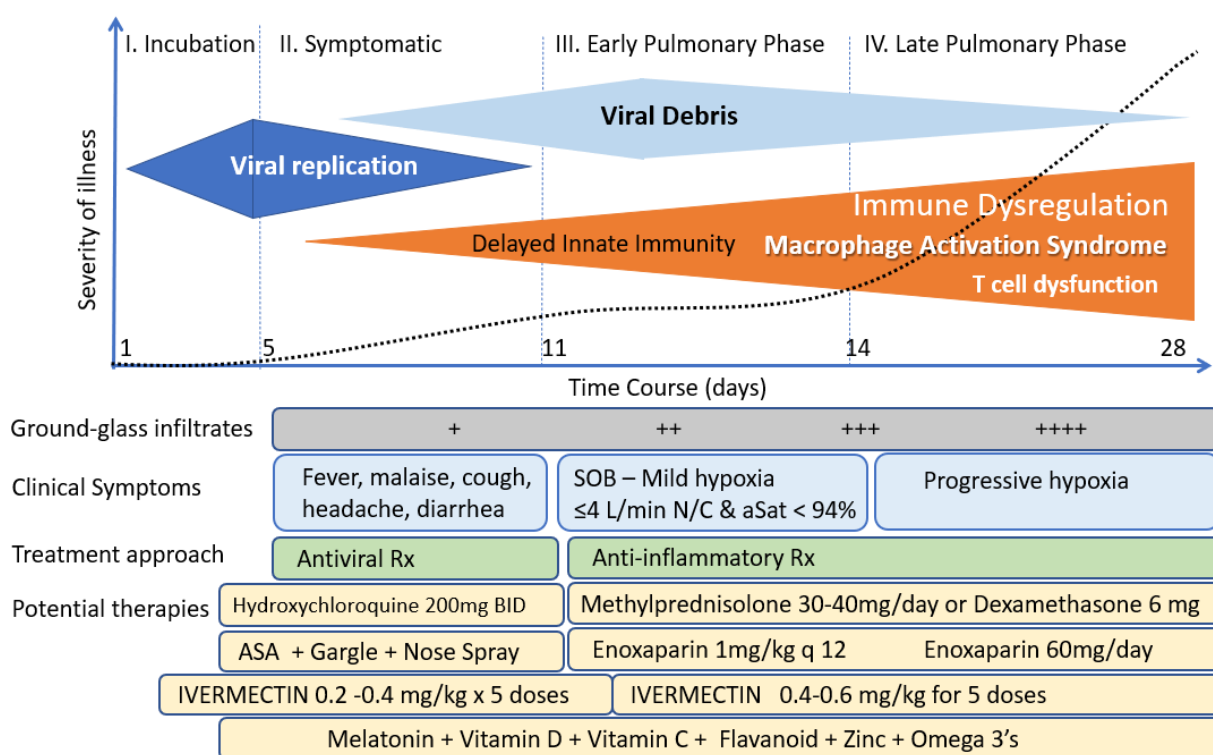
SOURCE: FLCCC

It is likely no single drug will effectively treat this complex disease. Multiple therapies, and drugs with different mechanisms of action used in specific phases of the disease, will be required. A growing body of evidence suggests that many of these agents act synergistically during various phases of the disease. [2-4]

While there is no cure or “magic bullet” for COVID-19, several therapeutic agents have shown benefits for early treatment (see Figure 4). The most clinically useful drugs include ivermectin, hydroxychloroquine, zinc, quercetin, melatonin, and *Nigella sativa*.

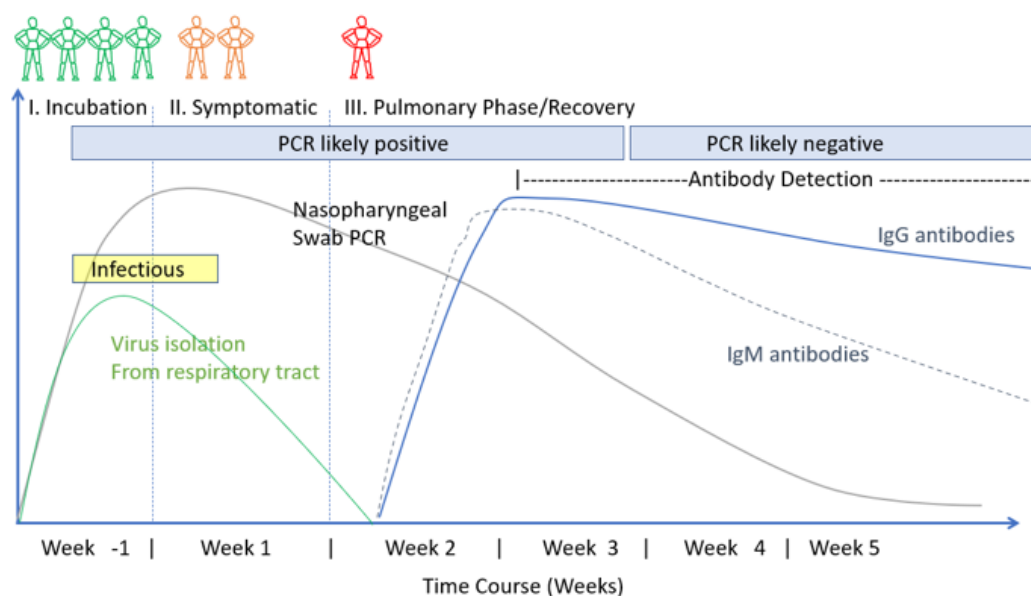
Early treatment is critical and the most important factor in managing this disease. The relentless malpractice of deliberately withholding effective early COVID treatments, and forcing the use of toxic Remdesivir in hospitalized patients, may have unnecessarily killed up to 800,000 Americans. [5]

Figure 2. The Course of COVID-19 and General Approach to Treatment



NOTE. THIS TIME COURSE WAS DEVELOPED FOR THE ANCESTRAL STRAIN (WUHAN) AS WELL AS THE ALPHA, GAMMA, AND DELTA STRAINS. WITH THE OMICRON AND NEWER STRAINS, THE TIME COURSE HAS BEEN COMPRESSED.  
SOURCE: FLCCC

Figure 3. Time Course of Laboratory Tests for COVID-19



NOTE. THIS TIME COURSE WAS DEVELOPED FOR THE ANCESTRAL STRAIN (WUHAN) AS WELL AS THE ALPHA, GAMMA, AND DELTA STRAINS. WITH THE OMICRON AND NEWER STRAINS, THE TIME COURSE HAS BEEN COMPRESSED.  
SOURCE: FLCCC

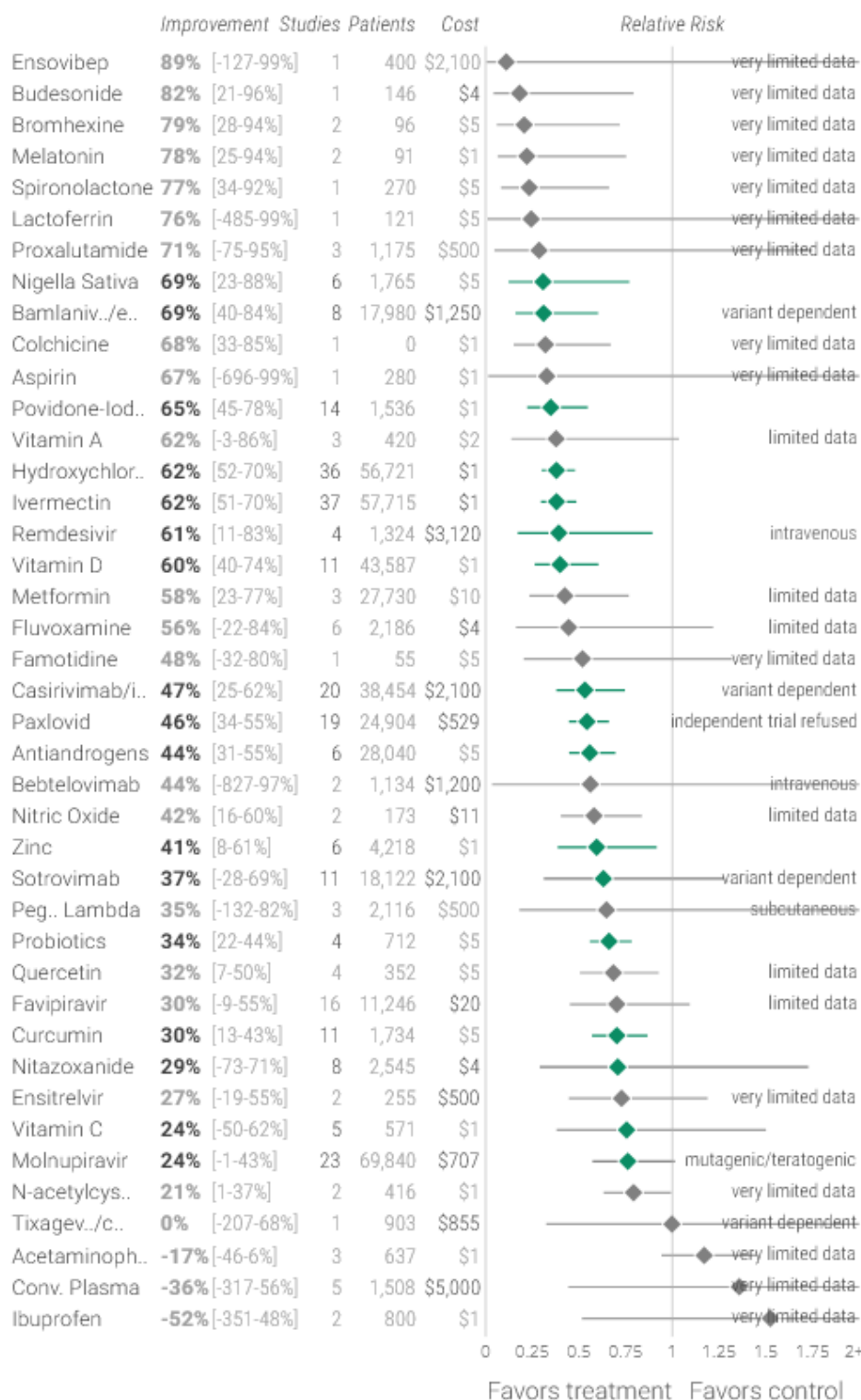
Table 1. Pharmacological Therapy for COVID-19 by Stage of Illness: What has worked and what has failed

	Pre-exposure/ Post-Exposure/Incubation	Symptomatic Phase	Pulmonary/ inflammatory phase
Ivermectin	BENEFIT	BENEFIT	BENEFIT
Hydroxychloroquine	Benefit**	Benefit**	?Trend to harm
Corticosteroids	n/a	Trend to harm	BENEFIT
Anti-androgen Rx	? Benefit	Benefit	BENEFIT
LMWH	n/a	n/a	BENEFIT
Paxlovid/ Molnupiravir	n/a	No Benefit	n/a
Monoclonal Abs	No Benefit	No benefit	HARM
Lopinavir-Ritonavir	n/a	No benefit	No benefit
Tocilizumab	n/a	n/a	Unclear Benefit
Convalescent Serum	n/a	No benefit	Trend to harm
Colchicine	n/a	Unclear benefit	No Benefit

SOURCE: FLCCC

Figure 4. Meta-Analysis of Early Treatment Studies

### Early treatment studies (pooled effects) c19early.org Jan 2023



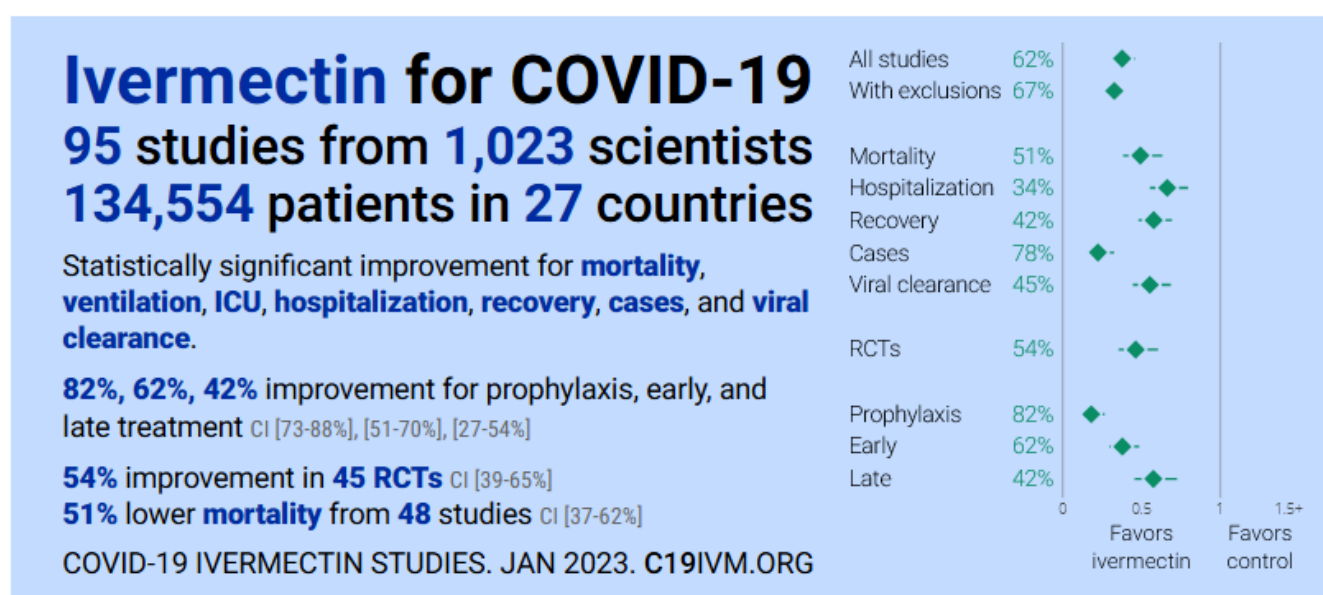
SOURCE: C19EARLY.COM

Figure 5: Cost Per Life Saved, Treatment Comparison

COST PER LIFE SAVED				FROM NNT IN STUDIES TO DATE c19early.org Jan 2023			
Melatonin	\$8 <sup>9</sup> <sub>48%</sub>	Vitamin A	\$30 <sup>6</sup> <sub>42%</sub>	Quercetin	\$188 <sup>4</sup> <sub>39%</sub>	Casirivimab/i..	\$181,694 <sup>5</sup> <sub>40%</sub>
Vitamin D	\$11 <sup>59</sup> <sub>37%</sub>	Curcumin	\$40 <sup>7</sup> <sub>63%</sub>	Fluvoxamine	\$240 <sup>5</sup> <sub>37%</sub>	Remdesivir	\$208,615 <sup>40</sup> <sub>10%</sub>
Vitamin C	\$12 <sup>33</sup> <sub>27%</sub>	Aspirin	\$41 <sup>54</sup> <sub>12%</sub>	Nigella Sativa	\$279 <sup>4</sup> <sub>73%</sub>	Bamlaniv../e..	\$301,549 <sup>10</sup> <sub>35%</sub>
Ivermectin	\$22 <sup>48</sup> <sub>51%</sub>	Famotidine	\$105 <sup>18</sup> <sub>17%</sub>	Nitazoxanide	\$680 <sup>6</sup> <sub>42%</sub>	Tixagev../c..	\$412,873 <sup>4</sup> <sub>41%</sub>
Colchicine	\$26 <sup>35</sup> <sub>38%</sub>	Probiotics	\$145 <sup>7</sup> <sub>81%</sub>	Favipiravir	\$928 <sup>30</sup> <sub>13%</sub>	Sotrovimab	\$499,044 <sup>5</sup> <sub>38%</sub>
HCQ	\$30 <sup>229</sup> <sub>22%</sub>	Metformin	\$172 <sup>44</sup> <sub>31%</sub>	Paxlovid	\$59,777 <sup>11</sup> <sub>63%</sub>	Conv. Plasma	N/A <sup>38</sup> <sub>-5%</sub>
Zinc	\$30 <sup>18</sup> <sub>28%</sub>	Antiandrogens	\$175 <sup>31</sup> <sub>40%</sub>	Molnupiravir	\$137,653 <sup>13</sup> <sub>25%</sub>	Acetaminophen	N/A <sup>12</sup> <sub>-22%</sub>

Treatment cost times median NNT - details and limitations

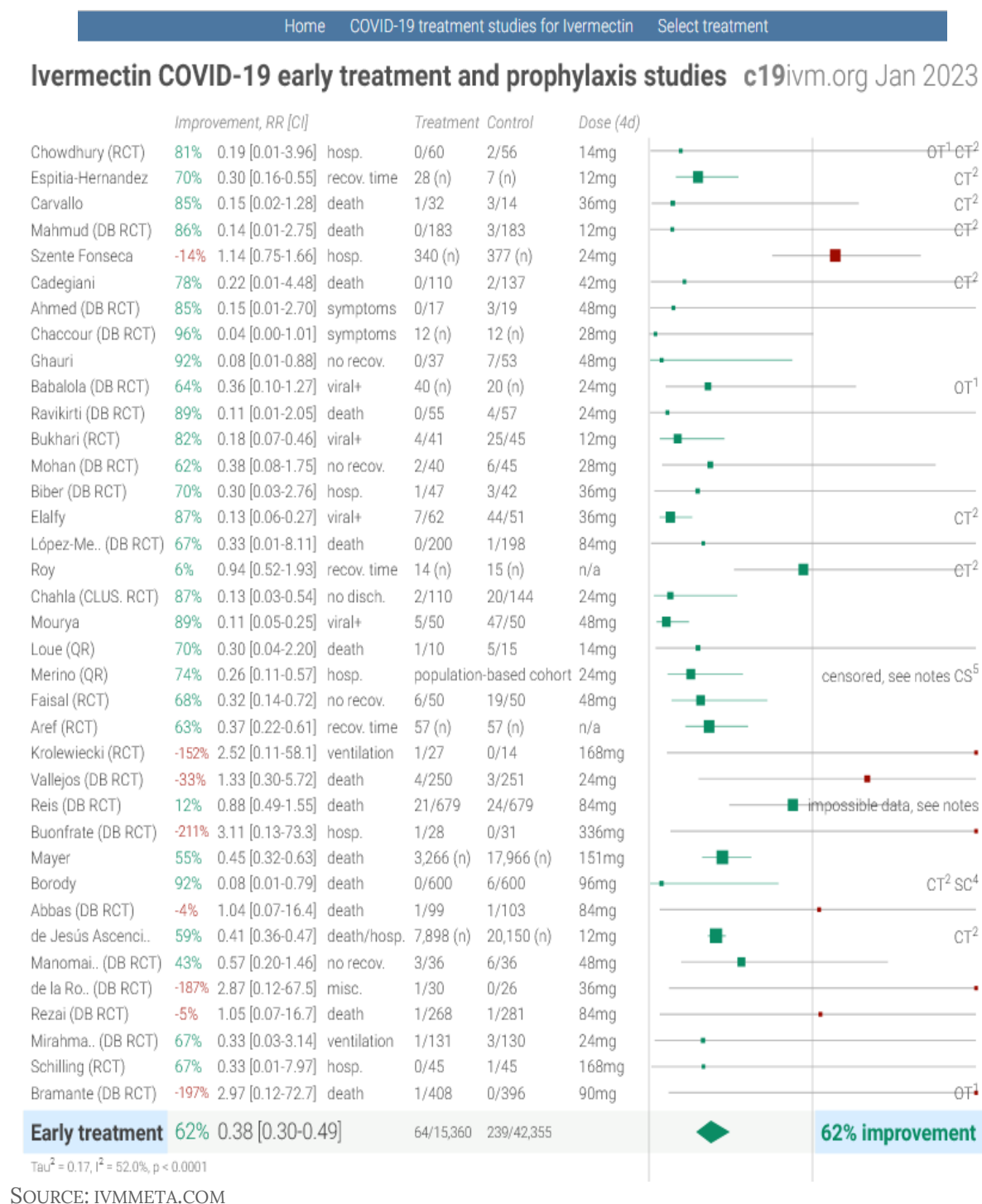
Figure 6. Meta-Analysis of Ivermectin for COVID-19



SOURCE: IVMMETA.COM



Figure 7. Meta-Analysis of Ivermectin for Early Treatment Studies



## First Line Treatments

(in order of priority, not all required)

### Ivermectin

- Dosing and administration**

0.4 to 0.6 mg/kg – one dose daily for at least 5 days, or until symptoms resolve. [6-27]  
Do not crush ivermectin pills. See Table 3 for help on calculating dose.

Ivermectin has been demonstrated to be highly effective against the Omicron variant at a dose of 0.4 mg/kg when taken early. [28] Higher doses (0.6 mg/kg) may be required: when treatment starts on or after 5 days of symptoms; in regions with more aggressive variants; in the pulmonary phase of the disease; in patients with extensive CT involvement; or patients with extensive comorbidities or risk factors (i.e., older age, obesity, diabetes, etc.).

Multiday treatment is more clinically effective than single-day dosing. If symptoms persist longer than 7 days, consult a healthcare provider.

- Cautions and contraindications**

Ivermectin is a remarkably safe drug with minimal adverse reactions (almost all minor). [21] However, potential drug-drug interactions should be reviewed before prescribing ivermectin (see Table 2). The most important drug-drug interactions occur with *cyclosporin*, *tacrolimus*, *antiretroviral drugs*, and certain antifungal drugs.

Due to a possible interaction between quercetin and ivermectin, these drugs should not be taken simultaneously. Instead, they should be staggered throughout the day. For COVID treatment, ivermectin is best taken with a meal or just following a meal, for greater absorption (see Table 4).

**Table 2. Drug Interactions with Ivermectin**

PATIENTS TAKING ANY OF THESE MEDICATIONS SHOULD DISCUSS WITH THEIR TREATING HEALTHCARE PROVIDER.

SERIOUS (5) Use Alternative	MONITOR CLOSELY (50)	
erdafitinib lasmiditan quinidine sotorasib tepotinib	amiodarone atorvastatin berotralstat bosutinib clarithromycin clotrimazole dronedarone elagolix eliglustat erythromycin base erythromycin ethylsuccinate erythromycin lactobionate erythromycin stearate felodipine fosphenytoin fostamatinib glecaprevir/pibrentasvir indinavir istradefylline itraconazole ivacaftor ketoconazole lapatinib levoketoconazole lomitapide	lonafarnib loratadine lovastatin nefazodone nicardipine nifedipine nilotinib phenobarbital phenytoin ponatinib quercetin ranolazine rifampin ritonavir sarecycline simvastatin sirolimus St John's Wort stiripentol tacrolimus tolvaptan trazodone tucatinib verapamil warfarin

SOURCE: MEDSCAPE

**Table 3. How to Calculate Ivermectin Dose**

NOTE THAT IVERMECTIN IS AVAILABLE IN DIFFERENT STRENGTHS (E.G., 3, 6, OR 12 MG) AND ADMINISTRATION FORMS (TABLETS, CAPSULES, DROPS, ETC.). NOTE THAT TABLETS CAN BE HALVED FOR MORE ACCURATE DOSING, WHILE CAPSULES CANNOT. DO NOT CRUSH THE TABLETS.

How much do I weigh?		What dose does the protocol say?			
In pounds	In kilos	0.2 mg/kg	0.3 mg/kg	0.4 mg/kg	0.6 mg/kg
70–90	32–41	6-8 mg	10-12 mg	13-16 mg	19-25 mg
91–110	41–50	8-10 mg	12-15 mg	17-20 mg	25-30 mg
111–130	50–59	10-12 mg	15-18 mg	20-24 mg	30-35 mg
131–150	60–68	12-14 mg	18-20 mg	24-27 mg	36-41 mg
151–170	69–77	14-15 mg	21-23 mg	27-31 mg	41-46 mg
171–190	78–86	16-17 mg	23-26 mg	31-35 mg	47-52 mg
191–210	87–95	17-19 mg	26-29 mg	35-38 mg	52-57 mg
211–230	96–105	19-21 mg	29-31 mg	38-42 mg	58-63 mg
231–250	105–114	21-23 mg	32-34 mg	42-45 mg	63-68 mg
251–270	114–123	23-25 mg	34-37 mg	46-49 mg	68-74 mg
271–290	123–132	25-26 mg	37-40 mg	49-53 mg	74-79 mg
291–310	132–141	26-28 mg	40-42 mg	53-56 mg	79-85 mg

## Hydroxychloroquine (HCQ)

- Dosing and administration**

200 mg twice a day for 5-10 days. [29-32] Best taken with zinc. HCQ may be taken in place of, or together with, ivermectin. As the Omicron variant uses the lysosomal pathway to gain cell entry, HCQ may be the preferred drug for this variant. [33]

- Cautions and contraindications**

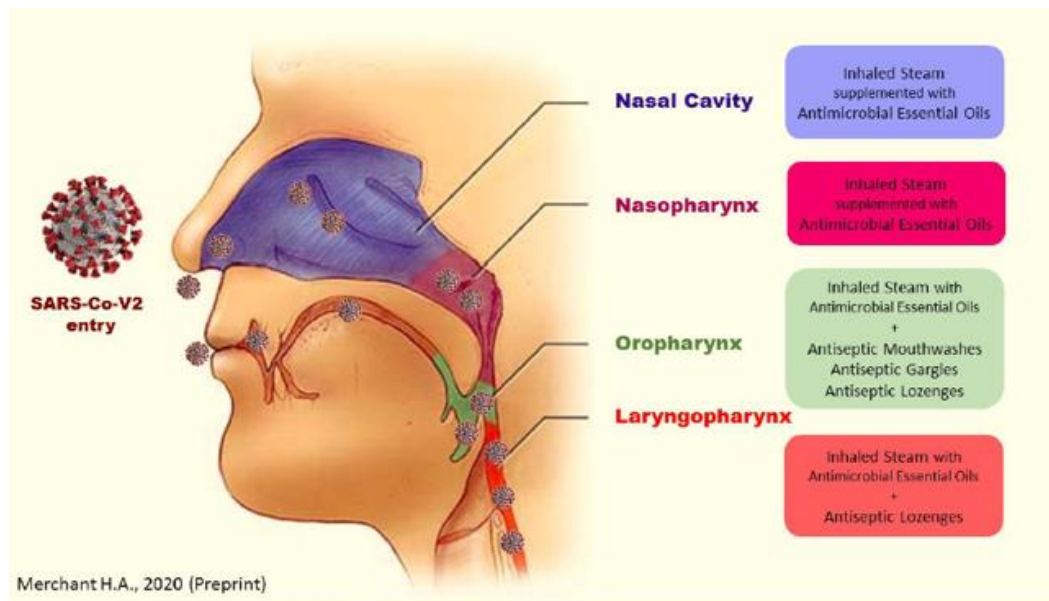
While ivermectin should be avoided in pregnancy, the FDA considers HCQ safe in pregnancy.

Some 200 peer-reviewed studies (C19Study.com) by government and independent researchers deem HCQ safe and effective against coronavirus, especially when taken prophylactically or when taken in the initial stages of illness, along with zinc.

Unfortunately, most of the RCTs conducted to date used toxic doses of HCQ and/or were given very late in the disease, and appear to have been designed to fail. [5] Instead of using the standard treatment dose of 400 mg/day, the 17 WHO studies administered a borderline lethal *daily* dose starting with 2,400 mg on day 1 and using 800 mg/day thereafter. Brazilian prosecutors have accused the authors of one study of committing homicide by purposefully poisoning and murdering the elderly subjects of their study. [34]

## Mouthwash and Nasal Spray (Naso-Oropharyngeal Hygiene) [35]

Figure 8. Naso-Oropharyngeal Hygiene



- **Dosing and administration**

Oropharyngeal hygiene will reduce the viral load in the upper airways, thereby reducing the risk of symptomatic disease and disease severity.

Look for mouthwash products containing chlorhexidine, povidone-iodine, cetylpyridinium chloride (e.g., Scope™, Act™, Crest™), or a combination of eucalyptus, menthol, and thymol (Listerine™). Gargle 3 times a day (do not swallow).

A nasal spray with 1% povidone-iodine (for example Immune Mist™, CofixRX™, Viraldine™, or IoNovo™) administered 2-3 times per day is recommended in symptomatic patients. [36] To mix a solution at home, see box.

### HOW TO MAKE 1% POVIDONE- IODINE CONCENTRATED SOLUTION

- Pour 1 ½ tablespoons (25 ml) of 10% povidone-iodine solution into a 250 ml nasal irrigation bottle.
- Fill bottle to top with distilled, sterile, or previously boiled water.
- To use: tilt head back, apply 4-5 drops to each nostril. Keep head tilted for a few minutes, then let drain.

- **Mechanisms**

Research shows antiseptic-antimicrobial mouthwashes inhibit SARS-CoV-2 replication and reduce viral load. [36-43] In patients with symptomatic disease treated at home, a 1% povidone-iodine mouthwash/gargle — together with nasal drops — resulted in a dramatic reduction in morbidity, hospitalization, and death. [44]

Carrageenans are potent inhibitors of SARS-CoV-2, and a carrageenan nasal spray dramatically alters the course of infection. [42,44-49] Nasal irrigations/sprays with saline, neutral electrolyzed water [50,51] and Nitric Oxide [52] have proven clinical benefits. Similarly, Xylitol/grapefruit seed extract (Xlear™) nasal spray has virucidal activity against SARS-CoV-2 and is likely to be beneficial. [53-55]

*Figure 9. Commercial Products Available for Naso-Oropharyngeal Hygiene*



SOURCE: FLCCC

## Quercetin

- **Dosing and administration**  
250–500 mg twice a day.
- **Mechanisms**  
Quercetin is a plant phytochemical (flavonoid) with broad-spectrum anti-inflammatory, antioxidant, antiviral, anticoagulant, and immune-modulatory properties. [56-63] Quercetin inhibits SARS-COV-2 replication by several mechanisms. [60,63-65] In addition, quercetin inhibits mast cells, [66] and has been demonstrated to reduce neuroinflammation. [67]
- **Cautions and contraindications**  
The major limitation of supplemental quercetin is its poor solubility and low oral absorption. [68] A lecithin-based formulation (Quercetin Phytosome®, Life Extension Bio-Quercetin) and a nanoparticle formulation have shown markedly improved bioavailability. [69,70] Quercetin Phytosome (250-500 mg twice a day) has shown

promising results in both the prevention and treatment of symptomatic COVID-19. [71,72]

Due to the possible drug interaction between quercetin and ivermectin, these drugs should not be taken simultaneously (i.e., should be staggered morning and night). See Table 4 for a recommended medication schedule.

The use of quercetin has rarely been associated with hypothyroidism. [73] The clinical impact of this association may be limited to those individuals with pre-existent thyroid disease or those with subclinical thyroidism. Quercetin should be used with caution in patients with hypothyroidism and TSH levels should be monitored. The safety of quercetin and flavonoids in pregnancy has not been established and they should probably be avoided.

### ***Nigella sativa* (black cumin)**

- **Dosing and administration**

If using seeds, take 80 mg/kg once a day (or 400 to 500 mg of encapsulated oil twice a day) and honey 1 g/kg one to two times a day.

- **Mechanisms**

A randomized placebo-controlled study demonstrated that the combination of honey and *Nigella sativa* hastened recovery, decreased viral shedding, and reduced mortality in patients with both moderate and severe COVID-19 infection. [74] In addition, it should be noted that *Nigella sativa* is a zinc ionophore. [75]

#### *A note about anesthesia and surgery:*

Please notify your anesthesia team if you are using the following medications and/or nutraceuticals, as they can increase the risk of Serotonin Syndrome — a life-threatening condition — when opioids are administered:

- Methylene blue
- Curcumin
- *Nigella Sativa*
- Selective Serotonin Reuptake Inhibitors (SSRIs)

### **Honey**

- **Dosing and administration**

1 g/kg one to two times a day.

- **Cautions and contraindications**

Do not give honey to infants (under 12 months of age) as it contains the bacteria that causes infant botulism.

### **Melatonin**

- **Dosing and administration**

5-10 mg at night. [76-82] Slow- or extended-release preparations are preferred, as this minimizes the risk of bad dreams.

- **Mechanisms**

Melatonin has anti-inflammatory, antioxidant, immunomodulating, and metabolic effects that are likely important in the mitigation of COVID-19 infections. [77-79]

- **Cautions and contraindications**

Some patients who are intolerant to melatonin have very disturbing and vivid dreams; in these patients, it may be best to start with a 1-2 mg slow-release tablet and increase slowly, as tolerated.

Melatonin undergoes significant first-pass metabolism in the liver with marked individual variation; this explains the wide dosing requirement.

## **Curcumin (turmeric)**

- **Dosing and administration**

500 mg twice a day.

Curcumin has low solubility in water and is poorly absorbed by the body; [83] consequently, it is traditionally taken with full-fat milk and black pepper, which enhance its absorption. Nano-curcumin preparations or formulations designed to enhance absorption are recommended. [84-87]

- **Mechanisms**

Curcumin, the active ingredient in turmeric, has antiviral activity against SARS-CoV-2. In addition, this spice has anti-inflammatory and immune-modulating properties. [88-92]

- **Cautions and contraindications**

Due to the rare complication of hepatic injury (hepatitis), long-term treatment (more than 14 days) is not suggested. [93]

## **Zinc**

- **Dosing and administration**

75–100 mg/day. Take with HCl.

Zinc supplements come in various forms, including zinc sulfate, zinc citrate, zinc gluconate, and zinc oxide.

## **Aspirin (acetylsalicylic acid or ASA)**

- **Dosing and administration**

325 mg daily (unless contraindicated).

- **Mechanisms**

Aspirin has anti-inflammatory, antithrombotic, immunomodulatory, and antiviral effects. [94,95] Platelet activation plays a major role in propagating the prothrombotic state associated with COVID-19. [96-98]



## Bifidobacterium Probiotics

- **Dosing and administration**

Probiotics such as Daily Body Restore<sup>®</sup>, together with Prebiotics (e.g. XOS Prebiotic, Bio Nutrition Pre-Biotic) taken daily help normalize the microbiome. Suggested probiotics include Megasporebiotic<sup>™</sup> (Microbiome labs), TrueBifidoPro<sup>®</sup> (US Enzymes), and YourGutPlus+. [99]

- **Cautions and contraindications**

Depending on the brand, these products can be very high in sugar, which promotes inflammation. Look for brands without added sugar or fruit jellies and choose products with more than one strain of lactobacillus and bifidobacteria. Try to choose probiotics that are also gluten-free, casein-free, and soy-free.

*Table 4. Proposed Medication Schedule for First-Line Treatments*

	<b>Breakfast</b>	<b>Lunch</b>	<b>Dinner</b>	<b>Bedtime</b>
<b>Ivermectin</b>		✓		
<b>Hydroxychloroquine</b>	✓		✓	
<b>Mouthwash/nasal spray</b>	✓	✓	✓	
<b>Quercetin</b>	✓		✓	
<b>Nigella sativa</b>		✓		
<b>Melatonin</b>				✓
<b>Curcumin</b>	✓		✓	
<b>Zinc</b>	✓		✓	
<b>Aspirin</b>	✓			
<b>Probiotics</b>		✓		
<b>Vitamin C</b>	✓		✓	
<b>Pulse oximetry</b>	✓	✓	✓	

SOURCE: FLCCC

## Vitamin C

- **Dosing and administration**

500–1000 mg twice a day.



## Home pulse oximetry

- **Dosing and administration**

Patients experiencing symptoms are recommended to monitor oxygen saturation, due to asymptomatic hypoxia (no shortness of breath).

Take multiple readings over the course of the day and regard any downward trend as ominous. [100] Baseline or ambulatory desaturation under 94% should prompt consultation with a primary or telehealth provider or evaluation in an emergency room. [101]

We suggest the following guidance: [100]

- Only accept values associated with a strong pulse signal
- Observe readings for 30–60 seconds to identify the most common value
- Warm up extremities before taking a measurement
- Use the middle or ring finger
- Remove nail polish from the finger on which measurements are made

- **Cautions and contraindications**

The limitations of home pulse oximeters should be recognized, and validated devices are preferred. [100]

## Treatment of Current Circulating Omicron variants

Limited data is available on the clinical implications of the current circulating Omicron ‘subvariants’. The subvariants are spiking globally because they spread faster than other circulating subvariants. Furthermore, these variants have demonstrated ‘neutralization escape’, meaning they have evolved to escape neutralizing antibodies from previous infections or from mRNA injection. [102] Indeed, vaccination appears *to be* a risk factor for symptomatic disease.

The newer variants seem to differ clinically from previous variants due to the early onset of bacterial pneumonia. However, available data suggests the risk of hospitalization and death is similar between the current variants and earlier omicron variants (BA.1 and BA.2). [103,104]

While the optimal treatment approach to the symptomatic patient is unclear, it is best to risk-stratify symptomatic patients. Risk factors for hospitalization and death include advanced age (over 60), comorbidities (especially obesity and metabolic syndrome, poor ambulatory status, delayed treatment, high D-dimer), recently vaccinated, and severe symptoms.

Our approach throughout the pandemic has been to start treatment at the earliest signs of infection and not to delay treatment based on confirmatory tests. Ideally, all susceptible patients should have a “Just-in-Case” kit available at home.

High-risk patients:

- The combination of both HCQ and ivermectin
- Nattokinase 2000-4000 FU/day for 15 days **OR** Apixaban 5 mg daily for 15 days **OR** Rivaroxaban 10 mg daily for 15 days. The escalated use of anticoagulants should only be considered in patients with a low risk of bleeding. Furthermore, the risk of serious bleeding increases as the number of anticoagulant drugs is increased.
- Spironolactone 200 mg once daily for 7 days (avoid in patients with impaired renal function).

**If symptoms have not markedly improved by day 3 of treatment, one of the following antibiotics should be started. NOTE: providers should prescribe an antibiotic at the first visit.**

- Oral antibiotic:
  - Doxycycline 100 mg twice daily for 5 days (Doxycycline may act synergistically with ivermectin and might be the antibiotic of first choice.) [11,17,105-108]; **OR**
  - Azithromycin (Z-pack) 500 mg day 1, then 250 mg daily for 4 days; **OR**
  - Amoxicillin/Clavulanate (Augmentin) 500 mg/125 mg tablet twice daily for 7 days.

**Hypoxia/shortness of breath:** If the patients develop hypoxia or shortness of breath Prednisolone 60 mg daily for 5 days should be prescribed. [109-112]

## Second Line Treatments

### Nitazoxanide (NTZ)

- **Dosing and administration**  
500 mg twice a day for 5 days was shown to reduce disease progression, hospitalization, and death when used early in outpatients with mild to moderate disease. [113,114]

Should be taken with a meal (preferably fatty food) as this enhances absorption.

- **Mechanisms**  
NTZ is an oral antiparasitic drug having activity against many protozoa and helminths and – similar to ivermectin – has been shown to have antiviral and immune-modulatory effects. [115,116] Like ivermectin, NTZ has broad-spectrum antiviral activity that includes SARS-CoV-2. [116-119].

The combination of NTZ and ivermectin has been shown to reduce viral clearance and symptom progression in outpatients with COVID-19. [120,121] NTZ should be considered as an alternative to ivermectin, or as part of a multi-drug combination that includes ivermectin. Furthermore, as NTZ and ivermectin have different modes of action, these two drugs likely have synergistic antiviral and anti-inflammatory effects. [117,121,122]

- **Cautions and contraindications**

It should be noted that while NTZ is relatively cheap in most of the world, it is very expensive in the United States and has therefore been moved to second-line treatments.

## Vitamin D3

- **Dosing and administration**

For patients with acute COVID-19 infection, CALCIFEDIOL as dosed in Table 5 is suggested (**CALCIFEDIOL** and not Vitamin D3 or calcitriol is suggested).

- **Mechanisms**

Vitamin D3 requires hydroxylation in the liver to become the 25(OH)D, causing a lag of about 3-4 days. [123] This may explain the lack of benefit of Vitamin D3 in patients with severe COVID-19. [124] Calcifediol is already 25-hydroxylated and, thus, it bypasses the liver and becomes available in the circulation within four hours of administration. Among other benefits, it permits boosting the immune system and improving the functions of other systems within a day. Orally administered, a single dose of calcifediol raises serum 25(OH)D concentration within four hours. [125-129]

- **Cautions and contraindications**

We recommend against the use of **calcitriol**, [1,25(OH)2D] which has minimal effect on immune cells. Moreover, the effective dose (ED50) and toxic level overlap at the dose currently suggested for COVID-19. [130]

## B complex vitamins.

### N-acetyl cysteine (NAC)

- **Dosing and administration**

600-1200 mg orally twice a day.

- **Mechanisms**

NAC is the precursor of reduced glutathione. NAC penetrates cells where it is deacetylated to yield L-cysteine thereby promoting GSH synthesis. [131] Based on a broad range of antioxidant, anti-inflammatory, and immune-modulating mechanisms, the oral administration of NAC likely plays an adjuvant role in attenuating the severity of COVID-19. [131-136] Several studies showed that NAC is well absorbed by the intestine and that supplementation with NAC is effective for increasing GSH levels.

- **Cautions and contraindications**

Oral glutathione is poorly absorbed and is generally not recommended. [137,138] However, acetyl glutathione is more lipophilic than glutathione, sufficiently so to be taken up intact by cells, and has been shown to rapidly raise intracellular GSH levels. A combination supplement that contains acetyl glutathione, NAC, and Vitamin C may enhance the bioavailability of glutathione. In addition, liposomal glutathione has been demonstrated to increase tissue levels, antioxidant capacity, and immune function. [139]

## **Omega-3 fatty acids.**

- **Dosing and administration**

Vascepa (Ethyl eicosapentaenoic acid) 4 g daily or Lovaza (EPA/DHA) 4 g daily; alternative DHA/EPA 4 g daily.

- **Mechanisms**

Omega-3 fatty acids have anti-inflammatory properties and play an important role in the resolution of inflammation. Omega-3 fatty acids reprogram macrophages/monocytes from an M1 phenotype to an M2 phenotype, [140-142] which is critical in the management of COVID-19. In addition, Omega-3 fatty acids may have antiviral properties. [143-147]

- **Cautions and contraindications**

Vascepa and Lovaza tablets must be swallowed and cannot be crushed, dissolved, or chewed.

## **Fluvoxamine**

- **Dosing and administration**

25-50 mg twice a day for 1 week. [148-155] Due to serious side effects as described below, this drug should not be prescribed for COVID for longer than two weeks.

- **Mechanisms**

This selective serotonin reuptake inhibitor (SSRI) may be considered in patients with more severe symptoms/more advanced disease. Fluvoxamine activates sigma-1 receptors decreasing cytokine production. [148,149] In addition, fluvoxamine reduces serotonin uptake by platelets, diminishes the release of serotonin following platelet aggregation, reduces histamine release from mast cells, interferes with lysosomal trafficking of the virus, and inhibits melatonin degradation. [156,157]

The use of antidepressants has been associated with a lower risk of intubation and death in patients hospitalized with COVID-19. [151,152,158,159] Fluoxetine (Prozac; 20-40mg daily), has activity against the sigma-1 receptor and is an alternative should fluvoxamine not be available. [160]

- **Cautions and contraindications**

Some individuals who are prescribed fluvoxamine experience acute anxiety that may progress to mania. This serious side effect may occur after the first dose. [161] Patients prescribed this medication should be cautioned about this side effect and carefully monitored to prevent escalation to suicidal or violent behavior.

**Table 5. A Single-Dose Regimen of Calcifediol to Rapidly Raise Serum 25(OH)D above 50 ng/mL**

USING A REGIMEN OF CALCIFEDIOL \* TO RAPIDLY RAISE SERUM 25(OH)D CONCENTRATION ABOVE 50 NG/ML (125 NMOL/L) IN MEDICAL EMERGENCIES (I.E., TO RAISE SERUM LEVELS WITHIN FOUR HOURS). \*\* A SINGLE BODY WEIGHT-BASED, ORAL DOSE IS CALCULATED: 0.014 MG/KG BODY WEIGHT.

<b>Weight (lbs)</b>	<b>Weight (kg)</b>	<b>Calcifediol ~ (mg) #</b>	<b>If Calcifediol Is Not Available: Bolus/Loading Dose of Vitamin D<sub>3</sub> ##</b>
8–14	4–6	0.05	20,000
15–21	7–10	0.1	40,000
22–30	10–14	0.15	60,000
31–40	15–18	0.2	80,000
41–50	19–23	0.3	100,000
51–60	24–27	0.4	150,000
61–70	28–32	0.5	200,000
71–85	33–39	0.6	240,000
86–100	40–45	0.7	280,000
101–150	46–68	0.8	320,000
151–200	69–90	1.0	400,000
201–300	91–136	1.5	600,000
>300	>137	2.0	800,000

SOURCE: SJ WIMALAWANSA (WITH PERMISSION)[162]

\* CALCIFEDIOL [PARTIALLY ACTIVATED VITAMIN D<sub>3</sub>, 25(OH)D]. \*\* USE THE EARLIEST POSSIBLE IN PERSON WITH COVID-19, SEPSIS, KAWASAKI DISEASE, MULTISYSTEM INFLAMMATORY SYNDROME, ACUTE RESPIRATORY DISTRESS SYNDROME, BURNS, AND VITAMIN D DEFICIENCY IN EARLY PREGNANCY AND OTHER CLINICAL EMERGENCIES. # MEASUREMENT (OR THE CONCENTRATION) OF SERUM 25(OH)D IS UNNECESSARY. ## IF CALCIFEDIOL IS UNAVAILABLE, THE EQUIVALENT DOSE OF VITAMIN D IS ADMINISTERED, PREFERABLY IN DIVIDED DOSES OVER THREE TO FIVE DAYS. IRRESPECTIVE OF THE REGIMEN USED, DAILY OR WEEKLY FOLLOW-UP MAINTENANCE VITAMIN D DOSE IS NECESSARY AS DESCRIBED IN THE TEXT.

## Optional Treatments (and those of unclear benefit)

**Anti-androgen therapy (Optional).** Multiple clinical studies support the notion that androgens exacerbate COVID-19, and that anti-androgen therapy improves clinical outcomes. Androgens augment SARS-CoV-2 infectivity by promoting the expression of transmembrane protease (TMPRSS2) that primes the spike viral entry protein. [163] In addition androgens are pro-inflammatory. [164]

Anti-androgen therapy should be considered in seriously ill patients, those that are treated late in the course of their illness, and patients with serious comorbidities.

In both men and women, the anti-androgens dutasteride, proxalutamide, and spironolactone have been demonstrated to reduce time to viral clearance, improve time to recovery, and reduce hospitalization (outpatients) as well as reduce mortality in hospitalized patients. [165-171]

Spironolactone is the anti-androgen of choice (in both men and women). Spironolactone has pleiotropic effects in COVID-19 including anti-androgen, anti-inflammatory, and anti-fibrotic and restores the RAAS (angiotensin 1-7). [172-175] The optimal anti-androgenic dose of spironolactone appears to be 100 mg twice a day.

The 5-alpha reductase inhibitors dutasteride or finasteride are second-line anti-androgen agents (in both men and women). These drugs block the conversion of testosterone to the biologically more active hormone dihydrotestosterone. Finasteride has a very short half-life of 6 hours, compared to 5 weeks for dutasteride. [176,177]

Both spironolactone and dutasteride decrease the expression of TMPRSS2. [178] Dutasteride has been used in women with alopecia and reported to be safe. [179,180] However, this agent **MUST** be avoided in pregnant women. We recommend dutasteride 2 mg on day 1, followed by 1 mg for 10 days.

**Famotidine (Optional).** 40 mg twice a day (reduce dose in patients with renal dysfunction) [181-187].

**Dandelion (Optional).** (*Taraxacum officinale*). The root, flower, and leaves of dandelion contain an array of phytochemicals that have anti-inflammatory, antioxidant, hypolipidemic, antimicrobial, and anticoagulant properties. [188,189] An *in vitro* study demonstrated that a dandelion leaf extract altered the binding of SARS-CoV-2 spike protein to the ACE-2 receptor. [190] Dandelion extract would therefore appear to be of theoretical benefit for the prevention and early treatment of COVID-19. There is, however, no clinical data to support this hypothesis.

The European Scientific Cooperative on Phytotherapy recommends a dose of 4-10 g three times a day (20-30 mg/ml in hot water). [191] Note that dandelion extract is considered contraindicated in those with liver and biliary disease, bile duct obstruction, gallstones, cholangitis, and active peptic ulcer. [191] Furthermore, dandelion is rich in potassium and should be used cautiously in patients with kidney failure.

**Angiotensin II Receptor Blockers (ARBs) (Unclear benefit).** Losartan 50-100 mg daily (reduce to 25-50 mg with impaired renal function) or telmisartan 40-80 mg twice a day (reduce to 40 mg daily/twice a day with impaired renal function). [296-298]

SARS -CoV-2 binds the ACE-2 receptor with the internalization of the receptor and decreased ACE-2 activity. This results in increased circulating levels of angiotensin II, with decreased levels of the vasodilator angiotensin 1-7. Increased angiotensin II levels have been demonstrated to be linearly associated with viral load and lung injury. [299]

The role of ARBs in patients with COVID-19 is controversial, as clinical studies have produced

conflicting results. [192,193] However, it should be noted that ARBs may act synergistically with statins. [302] ARBs are **contraindicated in pregnancy**.

**Inhaled corticosteroids (budesonide) (Unclear benefit).** Two recent RCTs have demonstrated more rapid symptomatic improvement in ambulatory patients with COVID-19 treated with inhaled budesonide, however, with no difference in the rate of hospitalization. [194,195] It should be noted that both these studies were open-label (no placebo in the control arm) and that the primary endpoint was subjective (time to symptom resolution).

Corticosteroids downregulate the expression of interferons (hosts' primary antiviral defenses) and downregulate ACE-2 expression (harmful). Furthermore, two population-level studies suggest that inhaled corticosteroids may increase the risk of death in patients with COVID-19. [196,197] In a more recent RCT, the inhaled corticosteroid Ciclesonide failed to achieve the primary efficacy endpoint of reduced time to alleviation of all COVID-19-related symptoms. [198] Based on these data, the role of inhaled corticosteroids in the early phase of COVID-19 is unclear.

**Colchicine Unclear benefit (best avoided).** 0.6 mg twice a day for 3 days, then reduce to 0.6 mg daily for a total of 30 days. In the COLCORONA study, colchicine reduced the need for hospitalization (4.5% vs 5.7%) in high-risk patients. [199] Colchicine was associated with an increased risk of side effects, most notably diarrhea and pulmonary embolism. It should be noted that in the RECOVERY trial, colchicine failed to demonstrate a survival benefit in hospitalized patients. Due to potentially serious drug interactions with ivermectin (and other

CYP 3A4 and p-glycoprotein inhibitors), as well as with statins, [200] together with its marginal benefit, colchicine is best avoided.

**Monoclonal antibodies (Not recommended).** The use of monoclonal antibodies within 3 days of symptom onset was previously associated with a modest reduction in hospitalization, with no mortality benefit. Almost all the monoclonal antibodies in current use have no activity against the Omicron variant.

**Molnupiravir (Not recommended).** This is a 'Pharma recycled' mutagenic drug that appears to have little role in the treatment of COVID-19. [201-204] Data from the post-interim analysis enrollment demonstrated that fewer placebo patients were hospitalized or died by day 29 versus patients receiving the intervention (4.7% vs 6.2%, respectively). [205]

**Paxlovid (Not recommended).** In the "pivotal" Pfizer study testing Paxlovid in unvaccinated ambulatory patients with symptomatic disease, disease progression was reported to be less in the Paxlovid arm. [206] In a follow-up post-marketing study, Paxlovid proved to be ineffective in patients less than 65 years of age and in those who were vaccinated. [207] Furthermore, rebound infections (once the drug is stopped) appear common with Paxlovid (this does not occur with ivermectin or hydroxychloroquine. [208] In a prospective RCT, Paxlovid was ineffective for the prevention of symptomatic COVID infection in household contacts (according to the press release). Furthermore, in a June 2022 press release, Pfizer stated it is suspending the use of Paxlovid for "standard-risk patients." Paxlovid has numerous drug-drug interactions and the utility and safety of this drug have yet to be established.

## References

1. Peterson, D. J. Prescription of ivermectin or hydroxychloroquine as off-label medicines for the prevention and treatment of Covid-19. [https://ago.nebraska.gov/sites/ago.nebraska.gov/files/docs/opinions/21-017\\_0.pdf](https://ago.nebraska.gov/sites/ago.nebraska.gov/files/docs/opinions/21-017_0.pdf) . 2021. Office of the Attorney General, State of Nebraska. 1-14-2022.
2. Fatima S, Zaidi SS, Alsharidah AS et al. Possible prophylactic approach for SARS-CoV-2 infection by combination of melatonin, Vitamin C and Zinc in animals. *Frontiers in Veterinary Science* 2020; 7:585789.
3. Arslan B, Ergun NU, Topuz S et al. Synergistic effect of quercetin and vitamin C against COVID-19: Is a possible guard for front liners? *ssrn* 2020.
4. Ahmed AK, Albalawi YS, Shora HA et al. Effects of quadruple therapy: Zinc, Quercetin, Bromelain and Vitamin C on clinical outcomes of patients infected with COVID-19. *Rea Int Jou of End and Dia* 2020; 1:1005.
5. Kennedy RF. *The Real Anthony Fauci. Bill Gates, Big Pharma, and the Global War on Democracy and Public Health.* New York, NY: Skyhorse Publishing; 2021.
6. Rajter JC, Sherman MS, Fatteh N et al. ICON (Ivermectin in Covid Ninteen) study: Use of ivermectin is associated with lower mortality in hospitalized patients with COVID-19. *Chest* 2020.
7. Gorial FI, Mashhadani S, Sayaly HM et al. Effectiveness of Ivermectin as add-on therapy in COVID-19 management (Pilot Trial). *medRxiv* 2020.
8. Khan MS, Khan MS, Debnath Cr et al. Ivermectin treatment may improve the prognosis of patients with COVID-19. *Archivos de Bronconeumologia* 2020.
9. Hashim HA, Maulood MF, rasheed AM et al. Controlled randomized clinical triaal on using Ivermectin with Doxycycline for treating COVID-19 patients in Bagdad, Iraq. *medRxiv* 2020.
10. Niaee MS, Gheibl N, Namdar P et al. Ivermectin as an adjunct treatment for hospitalized adult COVID-19 patients: A randomized multi-center clinical trial. *Research Square* 2020.
11. Alam MT, Murshed R, Bhiuyan E et al. A case series of 100 COVID-19 positive patients treated with combination of Ivermectin and Doxycycline. *Bangladesh Coll Phys Surg* 2020; 38:10-15.
12. Chowdhury AT, Shahabz M, Karim MR et al. A randomized trial of ivermectin-doxycycline and hydrochloroquine-azithromycin therapy on COVID-19 patients. *Research Square* 2020.
13. Kory P, Meduri GU, Iglesias J et al. Review of the emerging evidencce supporting the use of Ivermectin in the prophylaxis and treatment of COVID-19. *Front Line Covid-19 Critical Care Alliance. osf io* 2020.
14. Chamie J. Real-World evidence: The case of Peru, casuality between Ivermectin and COVID-19 infection fatality rate. *ResearchGate* 2020.
15. Caly L, Druce JD, Catton MG et al. The FDA-approved drug Ivermectin inhibits the replication of SARS-CoV-2 in vitro. *Antiviral Res* 2020.
16. Lehrer S, Rheinstein PH. Ivermectin docks to the SARS-CoV-2 spike receptor-binding domain attached to ACE2. *In Vivo* 2020; 34:3023-26.
17. Maurya DK. A combination of Ivermectin and Doxycycline possibly blocks the viral entry and modulate the innate immune response in COVID-19 patients. *ChemRxiv* 2020.
18. Yang SN, Atkinson SC, Wang C et al. The broad spectrum antiviral ivermectin targets the host nuclear transport importin alpha/beta1 heterodimer. *Antiviral Res* 2020; 177:104760.
19. Dayer MR. Coronavirus (2019-nCoV) deactivation via spike glycoprotein shielding by old drugs, bioinformatic study. *Preprints* 2020.
20. Swargiary A. Ivermectin as a promising RNA-dependent RNA polymerase inhibitor and a therapeutic drug against SARS-CoV2: Evidence from silico studies. *Research Square* 2020.



21. Kircik LH, Del Rosso JQ, Layton AM et al. Over 25 years of clinical experience with Ivermectin: An overview of safety for an increasing number of indications. *J Drugs Dermatol* 2016; 15:325-32.
22. Kalfas S, Visvanathan K, Chan K et al. The therapeutic potential of ivermectin for COVID-19: A systematic review of mechanisms and evidence. *medRxiv* 2020.
23. Chamie-Quintero JJ, Hibberd JA, Scheim DE. Ivermectin for COVID-19 in Peru: 14-fold reduction in nationwide excess deaths,  $p=0.002$  for effect by state, then 13-fold increase after ivermectin use restricted. *medRxiv* 2021.
24. Wehbe Z, Wehbe M, Iratni R et al. Repurposing Ivermectin for COVID-19: Molecular aspects and therapeutic possibilities. *Front Immunol* 2021; 12:663586.
25. Hazan S, Dave S, Gunaratne AW et al. Effectiveness of ivermectin-based multidrug therapy in severe hypoxic ambulatory COVID-19 patients. *medRxiv* 2021.
26. Bryant A, Lawrie TA, Dowswell T et al. Ivermectin for the prevention and treatment of COVID-19 infection: a systematic review and meta-analysis. *Lancet* 2021.
27. Hill A, Garratt A, Levi J et al. Meta-analysis of randomized trials of ivermectin to treat SARS-CoV-2 infection. *Open Forum Infectious Diseases* 2021.
28. Parvez SA, Saha MK, Araf Y et al. Insights from a computational analysis of the SARS-CoV-2 Omicron variant: Host-pathogen interaction, pathogenicity, and possible therapeutics. *medRxiv* 2022.
29. McCullough PA, Alexander PE, Armstrong R et al. Multifaceted highly targeted sequential multidrug treatment of early ambulatory high-risk SARS-CoV-2 infection (COVID-19). *Reviews in Cardiovascular Medicine* 2020; 21:517-30.
30. Ladapo JA, McKinnon JE, McCullough PA et al. Randomized controlled trials of early ambulatory hydroxychloroquine in the prevention of COVID-19 infection, hospitalization, and death: Meta-analysis. *medRxiv* 2020.
31. McCullough PA, Kelly RJ, Ruocco G et al. Pathophysiological basis and rationale for Early Outpatient Treatment of SARS-CoV-2 (COVID-19) infection. *Am J Med* 2021; 134:16-22.
32. Risch HA. Early outpatient treatment of symptomatic, High-Risk Covid-19 patients that should be ramped-up immediately as key to the pandemic crisis. *Am J Epidemiol* 2020; 189:1218-26.
33. Willett BJ, Grove J, MacLean OA et al. The hyper-transmissible SARS-CoV-2 Omicron variant exhibits significant antigenic change, vaccine escape and a switch in cell entry mechanism. *medRxiv* 2021.
34. Wessel, L. "its a nightmare". How Brazilian scientists became ensnared in chloroquine politics. Researchers accused of killing patients after using a high dose to treat coronavirus infections. <https://www.science.org/content/article/it-s-nightmare-how-brazilian-scientists-became-ensnared-chloroquine-politics> . 2020. *Science*. 10-20-0021.
35. Merchant HA. CoViD-19: An early intervention therapeutic strategy to prevent developing a severe disease as an alternative approach to control the pandemic. *medRxiv* 2021.
36. Baxter AL, Schwartz KR, Johnson RW et al. Rapid initiation of nasal saline irrigation: hospitalizations in COVID-19 patients randomized to alkalization or povidone-iodine compared to a national dataset. *medRxiv* 2021.
37. Seet RC, Quek AM, Ooi DS et al. Positive impact of oral hydroxychloroquine and povidone-iodine throat spray for COVID-19 prophylaxis: an open-label randomized trial. *Int J Infect Dis* 2021.
38. Vergara-Buenaventura A, Castro-ruiz C. Use of mouthwashes against COVID-19 in dentistry. *British Journal of Oral and Maxillofacial Surgery* 2020; 58:924-27.
39. Seneviratne CJ, Balan P, Ki KK et al. Efficacy of commercial mouth-rinses on SARS-CoV-2 viral load in saliva: Randomized controlled trial in Singapore. *Infection* 2020; 49:305-11.
40. Frank S, Brown SM, Capriotti JA et al. In vitro efficacy of a povidone-iodine nasal antiseptic for rapid inactivation of SARS-CoV-2. *JAMA Otolaryngol Head Neck Surg* 2020; 146:1054-58.
41. Burton MJ, Clarkson JE, Goulao B et al. Antimicrobial mouthwashes (gargling) and nasal sprays to protect healthcare workers when undertaking aerosol-generating procedures (AGPs) on

- patients without suspected or confirmed COVID-19 infection (Review). Cochrane Database of Syst Rev 2020; 9:CD013628.
42. Meister TL, Briggemann Y, Todt D et al. Virucidal efficacy of different oral rinses against severe acute respiratory syndrome coronavirus 2. J Infect Dis 2020; 222:1289-92.
  43. Shiraishi T, Nakagawa Y. Evaluation of the bactericidal activity of povidone-iodine and commercially available gargle preparations. Dermatology 2002; 204 (suppl 1):37-41.
  44. Choudhury IM, Shabnam N, Ahsan T et al. Effect of 1% povidone iodine mouthwash/gargle, nasal and eye drop in COVID-19 patient. Bioresearch Communications 2021; 7.
  45. Eccles R, Meier C, Jawad M et al. Efficacy and safety of an antiviral Iota-Carrageenan nasal spray: a randomized, double-blind, placebo-controlled exploratory study in volunteers with early symptoms of the common cold. Respiratory Research 2010; 11:108.
  46. Koenigshofer M, Lion T, Bodenteich A et al. Carrageenan nasal spray in virus confirmed common cold: individual patient data analysis of two randomized controlled trials. Multidisciplinary Respiratory Medicine 2014; 9:57.
  47. Eccles R, Winther B, Johnston SL et al. Efficacy and safety of Iota-carrageenan nasal spray versus placebo in early treatment of the common cold in adults: the ICICC trial. Respiratory Research 2022; 16:121.
  48. Leibbrandt A, Meier C, König-Schuster M et al. Iota-Carrageenan is a potent inhibitor of Influenza A virus infection. PLoS ONE 2010; 5:e14320.
  49. Hemila H, Chalker E. Carrageenan nasal spray may double the rate of recovery from coronavirus and influenza virus infections: Re-analysis of randomized trial data. Pharmacol Res Perspect 2021; 9:e00810.
  50. Baxter AL, Schwartz KR, Johnson RW et al. Rapid initiation of nasal saline irrigation to reduce severity in high-risk COVID+ outpatients. Ear, Nose & Throat Journal 2022.
  51. Gutierrez-Garcia R, De La Cerda-Angeles JC, Cabrera-Licona A et al. Nasopharyngeal and oropharyngeal rinses with neutral electrolyzed water prevents COVID-19 in front-line health professionals: A randomized, open-label, controlled trial in a general hospital in Mexico City. Biomedical Reports 2022; 16:11.
  52. Winchester S, John S, Jabbar K et al. Clinical efficacy of nitric oxide nasal spray (NONS) for the treatment of mild COVID-19 infection. J Infect 2021; 83:260-262.
  53. Go CC, Pandav K, Sanchez-Gonzalez MA et al. Potential role of Xylitol plus grapefruit seed extract nasal spray solution in COVID-19: Case Series. Cureus 2023; 12:e11315.
  54. Ferrer G, Betancourt A, Go CC et al. A nasal spray solution of grapefruit seed extract plus Xylitol displays virucidal activity against SARS-CoV-2 in Vitro. bioRxiv 2023.
  55. Saric B, Tomic N, Kalajdzic A et al. In silico analysis of selected components of grapefruit seed extract against SARS-CoV-2 main protease. The EuroBiotech Journal 2021; 5:5-12.
  56. Saeedi-Boroujeni A, Mahmoudian-Sani MR. Anti-inflammatory potential of Quercetin in COVID-19 treatment. J Inflamm 2021; 18:3.
  57. Valentova K, Vrba J, Bancirova M et al. Isoquercitrin: Pharmacology, toxicology, and metabolism. Food and Chemical Toxicology 2014; 68:267-82.
  58. Leyva-Lopez N, Gutierrez-Grijalva EP, Ambriz-Perez D. Flavonoids as cytokine modulators: A possible therapy for inflammation-related diseases. Int J Mol Sci 2016; 17:921.
  59. Karimi A, Naeini F, Azar VA et al. A comprehensive systematic review of the therapeutic effects and mechanisms of action of quercetin in sepsis. Phytomedicine 2021; 86:153567.
  60. Jo S, Kim S, Shin DH et al. Inhibitions of SARS-CoV 3CL protease by flavonoids. Journal of Enzyme Inhibition and Medicinal Chemistry 2020; 35:145-51.
  61. Li Y, Yao J, Han C et al. Quercetin, inflammation and immunity. Nutrients 2016; 8:8030167.
  62. Nair MP, Kandaswami C, Mahajan S et al. The flavonoid, quercetin, differentially regulates Th-1 (INF) and Th-2 (IL4) cytokine gene expression by normal peripheral blood mononuclear cells. Biochimica et Biophysica Acta 2020; 1593:29-36.

63. Derosa G, Maffioli P, D'Angelo A et al. A role for quercetin in coronavirus disease 2019 (COVID-19). *Phytotherapy Research* 2020.
64. Agrawal PK, Agrawal C, Blunden G. Quercetin: Antiviral significance and possible COVID-19 integrative considerations. *Natural Product Communications* 2020; 15:1-10.
65. Chen L, Li J, Luo C et al. Binding interaction of quercetin-3-B-galactoside and its synthetic derivatives with SARS-CoV 3CLpro: Structure-activity relationship studies reveal salient pharmacophore features. *Bioorganic & Medicinal Chemistry* 2020; 14:8295-306.
66. Weng Z, Zhang B, Asadi S et al. Quercetin is more effective than cromolyn in blocking human mast cell cytokine release and inhibits contact dermatitis and photosensitivity in humans. *PloS ONE* 2012; 7:e33805.
67. Calis Z, Mogulkoc R, Baltaci AK. The roles of flavonols/flavonoids in neurodegeneration and neuroinflammation. *Mini Rev Med Chem* 2020; 20:1475-88.
68. Rich GT. Towards an Understanding of the Low Bioavailability of Quercetin: A Study of Its Interaction with Intestinal Lipids. *Nutrients* 2017; 9.
69. Riva A, Ronchi M, Petrangolini G et al. Improved oral absorption of quercetin from quercetin phytosome, a new delivery system based on food grade lecithin. *European Journal of Drug Metabolism and Pharmacokinetics* 2019; 44:169-77.
70. Wang W, Sun C, Mao L et al. The biological activities, chemical stability, metabolism and delivery systems of quercetin: A review. *Trends in Food Science & Technology* 2016; 56:21-38.
71. Rondanelli M, Perna S, Gasparri C et al. Promising effects of a 3-month period of quercetin phytosome supplementation in the prevention of symptomatic COVID-19 disease in healthcare workers: A pilot study. *Life* 2022; 12:66.
72. DiPierro F, Derosa G, Maffioli P et al. Possible therapeutic effects of adjuvant Quercetin supplementation against early stage COVID-19 infection: A prospective, randomized, controlled, and open-label study. *International journal of general medicine* 2021; 14:2359-66.
73. Sathyapalan T, Manuchehri AM, Thatcher NJ et al. The effect of soy phytoestrogen supplementation on thyroid status and cardiovascular risk markers in patients with subclinical hypothyroidism: A randomized, double-blind, crossover study. *J Clin Endocrinol Metab* 2020; 96:1422-49.
74. Ashraf S, Ashraf S, Ashraf M et al. Honey and *Nigella sativa* against COVID-19 in Pakistan (HNS-COVID-PK): A multi-center placebo-controlled randomized clinical trial. *medRxiv* 2021.
75. Rahman MT. Potential benefits of combination of *Nigella Sativa* and Zn supplements to treat COVID-19. *Journal of Herbal Medicine* 2020; 23:100382.
76. Gandolfi JV, Di Bernardo AP, Chanes DA et al. The effects of melatonin supplementation on sleep quality and assessment of the serum melatonin in ICU patients: A randomized controlled trial. *Crit Care Med* 2020.
77. Castillo RR, Quizon GR, Juco MJ et al. Melatonin as adjuvant treatment for coronavirus disease 2019 pneumonia patients requiring hospitalization (MAC-19 PRO): a case series. *Melatonin Res* 2021; 3:297-310.
78. Ramiall V, Zucker J, Tatonetti N. Melatonin is significantly associated with survival of intubated COVID-19 patients. *medRxiv* 2021.
79. Farnoosh G, Akbariqomi M, Badri T et al. Efficacy of a low dose of melatonin as an adjunctive therapy in hospitalized patients with COVID-19: A randomized, double-blind clinical trial. *medRxiv* 2021.
80. Hasan ZT, AlAtrakji MQ, Mehuaideen AK. The effect of melatonin on thrombosis, sepsis and mortality rate in COVID-19 patients. *International Journal of Infectious Diseases* 2022; 114:79-84.
81. Farnoosh G, Akbariqomi M, Badri T et al. Efficacy of a low dose of melatonin as an adjunctive therapy in hospitalized patients with COVID-19: A randomized, double-blind clinical trial. *Archives of Medical Research* 2021.

82. Darban M, Malek F, Memarian M et al. Efficacy of high dose vitamin C, melatonin and zinc in Iranian patients with acute respiratory syndrome due to Coronavirus infection: A pilot randomized trial. *Journal of Cellular & Molecular Anesthesia* 2021; 6:164-67.
83. Kunnumakkara AB, Harsha C, Banik K et al. Is curcumin bioavailability a problem in humans: Lessons from clinical trials. *Expert Opinion on Drug Metabolism & Toxicology* 2019; 15:705-33.
84. Moballegh Nasery M, Abadi B, Poormoghadam D et al. Curcumin delivery mediated by bio-based nanoparticles: A review. *Molecules* 2020; 25:689.
85. Valizadeh H, Danshina S, Gencer MZ et al. Nano-curcumin therapy, a promising method in modulating inflammatory cytokines in COVID-19 patients. *International Immunopharmacology* 2020; 89:107088.
86. Ahmadi R, Salari S, Reihani H et al. Oral nano-curcumin formulation efficacy in the management of mild to moderate outpatient COVID-19: A randomized triple-blind placebo-controlled clinical trial. *Food Science & Nutrition* 2021; 9:4068-75.
87. Rahimi HR, Nedaeinia R, Shamloo AS et al. Novel delivery system for natural products: Nano-curcumin formulations. *AJP* 2016; 6:383.
88. Rattis BA, Ramos SG, Celes MR. Curcumin as a potential treatment for COVID-19. *Frontiers in Pharmacology* 2021; 21:675287.
89. Chai YS, Chen YQ, Lin SH et al. Curcumin regulates the differentiation of naive CD4+ T cells and activates IL-10 immune modulation against acute lung injury in mice. *Biomedicine and Pharmacotherapy* 2020; 125:109946.
90. Thimmulappa RK, Mudnakudu-Nagaraju KK, Shivamallu C et al. Antiviral and immunomodulatory activity of curcumin: A case for prophylactic therapy for COVID-19. *Heliyon* 2021; 7:e06350.
91. Jena AB, Kanungo N, Nayak V et al. Catechin and curcumin interact with S protein of SARS-CoV2 and ACE2 of human cell membrane: insights from computational studies. *Scientific Reports* 2021; 11:2043.
92. Somi VK, Mehta A, Ratre YK et al. Curcumin, a traditional spice component, can hold promise against COVID-19? *Eur J Pharmacol* 2020; 886:173551.
93. Halegoua-Demarzio D, Navarro V, Ahmad J et al. Liver injury associated with tumeric - A growing problem: Ten cases from the drug-induced liver injury network [DILIN]. *Am J Med* 2022.
94. Bianconi V, Violi F, Fallarino F et al. Is acetylsalicylic acid a safe and potentially useful choice for adult patients with COVID-19? *Drugs* 2020.
95. Muller C, Karl N, Ziebuhr J et al. D,L-lysine acetylsalicylate + glycine impairs coronavirus replication. *J Antivir Antiretrovir* 2020.
96. Varatharajah N. COVID-19 CLOT: What is it? Why in the lungs? Extracellular histone, "auto-activation" of prothrombin, emperipolesis, megakaryocytes, "self-association" of Von Willebrand factor and beyond. *Preprints* 2020.
97. Cloutier N, Allaeyls I, Marcoux G et al. Platelets release pathogenic serotonin and return to circulation after immune complex-mediated sequestration. *PNAS* 2018;E1550-E1559.
98. Hottz ED, Azevedo-Quintanilha Ig, Palhinha L et al. Platelet activation and platelet-monocyte aggregate formation trigger tissue factor expression in patients with severe COVID-19. *Blood* 2020; 136:1330-1341.
99. Thomas R, Aldous J, Forsyth R et al. The influence of a blend of probiotic *Lactobacillus* and prebiotic inulin on the duration and severity of symptoms among individuals with COVID-19. *Infect Dis Diag Treat* 2022; 5:12.
100. Luks AM, Swenson ER. Pulse oximetry for monitoring patients with COVID-19 at home: Potential pitfalls and practical guidance. *Ann Thorac Med* 2020.
101. Jouffroy R, Jost D, Prunet B. Prehospital pulse oximetry: a red flag for early detection of silent hypoxemia in COVID-19 patients. *Crit Care* 2020; 24:313.
102. Hachmann NP, Miller J, Collier AY et al. Neutralization escape by SARS-CoV-2 omicron subvariants BA.2.12.1, BA.5, and BA.5. *N Engl J Med* 2022.

103. Davies MA, Morden E, Rosseau P et al. Outcomes of laboratory-confirmed SARS-CoV-2 infection during resurgence driven by Omicron lineages BA.4 and BA.5 compared with previous waves in the Western Cape Province, South Africa. medRxiv 2022.
104. Wolter N, Jassat W, Walaza S et al. Clinical severity of SARS-CoV-2 Omicron BA.4 and BA.5 lineages in South Africa. Research Square 2022.
105. Chowdhury AT, Shahbaz M, Karim MR et al. A comparative study on ivermectin-doxycycline and hydroxychloroquine-azithromycin therapy on COVID-19 patients. EJMO 2021; 5:63-70.
106. Hashim HA, Maulood MF, Rasheed AM et al. Controlled randomized clinical trial on using Ivermectin with Doxycycline for treating COVID-19 patients in Bagdad, Iraq. medRxiv 2020.
107. Mahmud R, Rahman M, Alam I et al. Ivermectin in combination with doxycycline for treating COVID-19 symptoms: a randomized trial. J Int Med Res 2021; 49:1-14.
108. Murshed MR, Bhiuyan E, Saber S et al. A case series of 100 COVID-19 positive patients treated with combination of Ivermectin and Doxycycline. Bangladesh Coll Phys Surg 2020; 38:10-15.
109. Effect of Dexamethasone in hospitalized patients with COVID-19. N Engl J Med 2021; 384:693-704.
110. Draghici S, Nguyen TM, Sonna LA et al. COVID-19: disease pathways and gene expression changes predict methylprednisolone can improve outcome in severe cases. Bioinformatics 2020.
111. Al Sulaiman K, Korayem GB, Eljaaly K et al. Early dexamethasone use as a protective measure in non-mechanically ventilated critically ill patients with COVID-19: a multicenter, cohort study. Scientific Reports 2023; 12:9766.
112. Climente-Marti M, Ruiz-Millo O, Lopez-Cruz I et al. Impact of intermediate to high doses of methylprednisolone on mortality rate in patients with COVID-19 pneumonia-induced severe systemic inflammation. Int J Clin Pract 2021.
113. Rossignol JF, Bardin MC, Oaks JB et al. Early treatment with nitazoxanide prevents worsening of mild and moderate COVID-19 and subsequent hospitalization. medRxiv 2021.
114. Hazan S, Dave S, Gunaratne AW et al. Effectiveness of ivermectin-based multidrug therapy in severe hypoxic ambulatory COVID-19 patients. Future Microbiology 2021.
115. Hong SK, Kim HJ, Song CS et al. Nitazoxanide suppresses IL-6 production in LPS-stimulated mouse macrophages and TG-injected mice. International Immunopharmacology 2012; 13:23-27.
116. Rossignol JF. Nitazoxanide: A first-in-class broad-spectrum antiviral agent. Antiviral Res 2014; 110:94-103.
117. Padmanabhan S, Padmanabhan K. The devil is in the dosing- targeting the interferon pathway by repositioning Nitazoxanide against COVID-19. Research Square 2021.
118. Cao J, Forrest CJ, Zhang X. A screen of the NIH clinical collection small molecule library identifies potential anti-coronavirus drugs. Antiviral Res 2015; 114:1-10.
119. Rossignol JF. Nitazoxanide, a new drug candidate for the treatment of Middle East respiratory syndrome coronavirus. Journal of Infection and Public Health 2016; 9:227-30.
120. Cadegiani FA, Goren A, Wambier CG et al. Early COVID-19 therapy with azithromycin plus nitazoxanide, ivermectin or hydroxychloroquine in outpatient settings significantly reduced symptoms compared to known outcomes in untreated patients. New Microbes and New Infections 2021; 43:100915.
121. Elalfy H, Besheer T, El-Mesery A et al. Effect of a combination of nitazoxanide, ribavirin, and ivermectin plus zinc supplement (MANS.NRIZ study) on the clearance of mild COVID-19. J Med Virol 2021; 93:3176-83.
122. Piacentini S, La Frazia S, Riccio A et al. Nitazoxanide inhibits paramyxovirus replication by targeting the Fusion protein folding: role of glycoprotein-specific thiol oxidoreductase Erp57. Scientific Reports 2018; 8:10425.
123. Heaney RP, Armas LA, Shary JR et al. 25-hydroxylation of vitamin D3: relation to circulating vitamin D3 under various input conditions. Am J Clin Nutr 2008; 87:1738-42.

124. Murai IH, Fernandes AL, Sales LP et al. Effect of vitamin D3 supplementaion vs placebo on hospital length of stay in patients with severe COVID-19: A multicenter, double-blind, randomized controlled trial. JAMA 2020.
125. Castillo ME, Costa LM, Barrios JM et al. Effect of calcifediol treatment and best available therapy versus best available therapy on intensive care unit admission and mortality among patients hospitalized for COVID-19: a pilot randomized clinical study. J Steroid Biochem Mol Biol 2020; 203:105751.
126. Loucera C, Pena-Chilet M, Esteban-Medina M et al. Real world evidence of calcifediol use and mortality rate of COVID-19 hospitalized in a large cohort of 16,401 Adalusian patients. medRxiv 2021.
127. Nogues X, Overjero D, Pineda-Moncus M et al. Calcifediol treatment and COVID-19-related outcomes. medRxiv 2021.
128. Loucera C, Pena-Chilet M, Esteban-Medina M et al. Real world evidence of calcifediol or vitamin D prescription and mortality rate of COVID-19 in a retrospective cohort of hospitalized Andalusian patients. Scientific Reports 2021; 11:23380.
129. Henriquez MS, de Tejada Romero MJ. Cholecalciferol or calcifediol in the management of vitamin D deficiency. Nutrients 2020; 12:1617.
130. Elamir YM, Amir H, Lim S et al. A randomized pilot study using calcitriol in hospitalized patients. Bone 2022; 154:116175.
131. De Flora S, Balansky R, La Maestra S. Rationale for the use of N-acetylcysteine in both prevention and adjuvant therapy of COVID-19. FASEB J 2020.
132. Shi Z, Puyo CA. N-Acetylcysteine to combat COVID-19: an evidence review. Therapeutics and Clinical Risk Management 2020; 16:1047-55.
133. Assimakopoulos SF, Aretha D, Kominos D et al. N-acetyl-cysteine reduces the risk for mechanical ventilation and mortality in patients with COVID-19 pneumonia: a two-center retrospective cohort study. Infectious Diseases 2021; 53:847-54.
134. Kumar P, Osahon O, Vides DB et al. Severe glutathione deficiency, oxidative stress and oxidant damage in adults hospitalized with COVID-19: implications for GlyNac (Glycine and N-acetylcysteine) supplementaion. Antioxidants 2022; 11.
135. Altay O, Arif M, Li X et al. Combined metabolic activators accelerates recovery in mild-to-moderate COVID-19. Adv Sci 2021;202101222.
136. Izquierdo JL, Soriano JB, Gonzalez Y et al. Use of N-Acetylcysteine at high doses as an oral treatment for patients with COVID-19. Science Progress 2022; 105.
137. Schmitt B, Vicenzi M, Garrel C et al. Effects of N-acetylcysteine, oral glutathione (GSH) and a novel sublingual for of GSH on oxidative stress markers: A comparative crossover study. Redox Biology 2015; 6:198-205.
138. Allen J, Bradley RD. Effects of oral glutathione supplementation on systemic oxidative stress biomarkers in human volunteers. Journal of Alternative & Complementary Medicine 2011; 17:827-33.
139. Sinha R, Sinha I, Calcagnotto A et al. Oral supplementation with liposomal glutathione elevates body stores of glutathione and markers of immune function. Eur J Clin Nutr 2018; 72:105-11.
140. Gutierrez S, Svahn SL, Johansson ME. Effects of omega-3 fatty acids on immune cells. Int J Mol Sci 2019; 20:5028.
141. Titos E, Rius B, Gonzalez-Periz A et al. Resolvin D1 and its precursor docosahexaenoic acid promote resolution of adipose tissue inflammation by eliciting macrophage polarization toward an M2-like phenotype. J Immunol 2021; 187:5408-18.
142. Yoshihara T, Shimada K, Fukao K et al. Omega 3 polyunsaturated fatyy acids suppress the development of aortic aneurysms through the inhibition of macrophage-mediated inflammation. Circ J 2015; 79:1470-1478.

143. Hammock BD, Wang W, Gilligan MM et al. Eicosanoids. The overlooked storm in Coronavirus Disease 2019 (COVID-19)? Am J Pathol 2020.
144. Das UN. Can bioactive lipids inactivate coronavirus (COVID-19)? Arch Med Res 2020; 51:282-86.
145. Shakoor H, Feehan J, Dhaheri AS et al. Immune-boosting role of vitamins D,C,E, zinc, selenium and omega-3 fatty acids: could they help against COVID-19. Maturitas 2020.
146. Lee CR, Zeldin DC. Resolvin infectious inflammation by targeting the host response. N Engl J Med 2015; 373:2183-85.
147. Serhan CN. Novel pro-resolving lipid mediators in inflammation are leads for resolution physiology. Nature 2014; 510:92-101.
148. Lenze EJ, Mattar C, Zorumski CF et al. Fluvoxamine vs placebo and clinical deterioration in outpatients with symptomatic COVID-19. A randomized clinical trial. JAMA 2020.
149. Seftel D, Boulware DR. Prospective cohort of fluvoxamine for early treatment of COVID-19. Open Forum Infectious Diseases 2021.
150. Hamed MG, Hagaga RS. The possible immunoregulatory and anti-inflammatory effects of selective serotonin reuptake inhibitors in coronavirus disease patients. Medical Hypotheses 2020; 144:110140.
151. Hoertel N, Sanchez-Rico M, Vernet R et al. Association between antidepressant use and reduced risk of intubation or death in hospitalized patients with COVID-19: results from an observational study. Molecular Psychiatry 2021.
152. Zimering MB, Razzaki T, Tsang T et al. Inverse association between serotonin 2A receptor antagonist medication use and mortality in severe COVID-19 infection. Endocrinol Diabetes Metab J 2020; 4:1-5.
153. Reis G, Moreira-Silva EA, Silva DC et al. Effect of early treatment with fluvoxamine on risk of emergency care and hospitalization among patients with COVID-19: the TOGETHER randomized, platform clinical trial. Lancet Glob Health 2021.
154. Calusic M, Marcec R, Luksa L et al. Safety and efficacy of fluvoxamine in COVID-19 ICU patients: an open label, prospective cohort trial with matched controls. Br J Clin Pharmacol 2021.
155. Lee TC, Vigod S, Hanula R et al. Fluvoxamine for outpatient COVID-19 to prevent hospitalization: A systematic review and meta-analysis. JAMA Network Open 2021; 5:e226269.
156. Sukhatme VP, Reiersen AM, Vayttaden SJ et al. Fluvoxamine: A review of its mechanism of action and its role in COVID-19. Frontiers in Pharmacology 2021; 12:652688.
157. Hartter S, Wang X, Weigmann H et al. Differential effects of fluvoxamine and other antidepressants on the biotransformation of melatonin. J Clin Psychopharmacology 2021; 21:167-74.
158. Hoertel N. Do the selective serotonin reuptake inhibitor antidepressants fluoxetine and fluvoxamine reduce mortality among patients with COVID-19? JAMA Network Open 2021; 4:e2136510.
159. Oskotsky T, Maric I, Tang A et al. Mortality risk among patients with COVID-19 prescribed selective serotonin reuptake inhibitor antidepressants. JAMA Network Open 2021; 4:e2133090.
160. Ishima T, Fujita Y, Hashimoto K. Interaction of new antidepressants with sigma-1 receptor chaperones and their potentiation of neurite outgrowth in PC12 cells. Eur J Pharmacol 2014; 727:167-73.
161. Breggin PR. Fluvoxamine as a cause of stimulation, mania and aggression with a critical analysis of the FDA-approved label. International Journal of Risk & Safety Medicine 2001; 14:71-86.
162. Wimalawansa SJ. Rapidly increasing serum 25(OH)D boosts immune system, against infections - Sepsis and COVID-19. Nutrients 2022; 14:2997.
163. Lucas JM, Heinlein C, Kim T et al. The androgen-regulated protease TMPRSS2 activates a proteolytic cascade involving components of the tumor microenvironment and promotes prostate cancer metastasis. Cancer Discov 2020; 4:1310-1325.

164. Marik PE, DePerrior SE, Ahmad Q et al. Gender-based disparities in COVID-19 patient outcomes. *Journal of Investigative Medicine* 2021; 69:814-18.
165. Cadegiani FA, McCoy J, Wambier CG et al. Early antiandrogen therapy with dutasteride reduces viral shedding, inflammatory responses, and time-to remission in males with COVID-19: A randomized, double-blind, placebo-controlled interventional trial (EAT-DUTA AndroCoV Trial-Biochemical). *Cureus* 2021.
166. McCoy J, Goren A, Cadegiani FA et al. Proxalutamide reduces the rates of hospitalization for COVID-19 male outpatients: A randomized double-blinded placebo-controlled trial. *Front Med* 2021; 8:668698.
167. Cadegiani FA, McCoy J, Zimmerman A et al. Efficacy of proxalutamide in hospitalized COVID-19 patients: A randomized, double-blind, placebo-controlled, parallel-design clinical trial. *medRxiv* 2021.
168. Wambier CG, Lin EM, Cadegiani FA et al. Accelerated viral clearance and symptom resolution in symptomatic COVID-19 outpatients treated with antiandrogens. *medRxiv* 2021.
169. Cadegiani FA, Goren A, Wambier CG et al. An open-label prospective observational study of antiandrogen and non-antiandrogen early pharmacological approaches in females with mild-to-moderate COVID-19. The PreAndroCoV Female trial. *medRxiv* 2021.
170. McCoy J, Cadegiani FA, Wambler CG et al. 5-alpha-reductase inhibitors are associated with reduced frequency of COVID-19 symptoms in males with androgenic alopecia. *JEADV* 2021; 35:e243-e246.
171. Goren A, Wambler CG, Herrera S et al. Anti-androgens may protect against severe COVID-19 outcomes: results from a prospective cohort of 77 hospitalized men. *JEADV* 2021; 35:e13-e15.
172. Liadet L, Szabo C. Blocking mineralocorticoid receptor with spironolactone may have a wide range of therapeutic actions in severe COVID-19 disease. *Crit Care* 2020; 24:318.
173. Kotfis K, Lechowicz K, Drozdal S et al. COVID-19-The potential beneficial therapeutic effects of spironolactone during SARS-CoV-2 infection. *Pharmaceuticals* 2021; 14:71.
174. Cadegiani FA, Wambier CG, Goren A. Spironolactone: An anti-androgenic and anti-hypertensive drug that may provide protection against the novel Coronavirus (SARS-CoV-2) induced acute respiratory distress syndrome (ARDS) in COVID-19. *Frontiers in Medicine* 2020; 7:453.
175. Cadegiani FA, Goren A, Wambier CG. Spironolactone may provide protection from SARA-CoV-2: Targeting androgens, angiotensin converting enzyme 2 (ACE2), and renin-angiotensin-aldosterone system (RAAS). *Medical Hypotheses* 2020; 143:110112.
176. Wambier CG, de Pina Almeida Prado Junior B, Pereira CS et al. Brazilian blood donation eligibility criteria for dermatologic patients. *An Bras Dermatol* 2021; 87:590-595.
177. Zarehoseinzade E, Allami A, Ahmadi M et al. Finasteride in hospitalized adult males with COVID-19: A risk factor for severity of the disease or an adjunct treatment: A randomized controlled clinical trial. *Medical Journal of the Islamic Republic of Iran* 2021; 35:30.
178. Samuel RM, Majd H, Richter MN et al. Androgen signaling regulates SARS-CoV-2 receptor levels and is associated with severe COVID-19 symptoms in men. *Cell Stem Cell* 2020; 27:876-89.
179. van Zuuren EJ, Fedorowicz Z, Schoones J. Interventions for female pattern hair loss (Review). *Cochrane Database of Syst Rev* 2016; 5:CD007628.
180. Seale LR, Eglini AN, McMichael AJ. Side effects related to 5 alpha-reductase inhibitor treatment of hair loss in women: A review. *J Drugs Dermatol* 2016; 15:414-19.
181. Freedberg DE, Conigliaro J, Sobieszczyk ME et al. Famotidine use is associated with improved clinical outcomes in hospitalized COVID-19 patients: A propensity score matched retrospective cohort study. *medRxiv* 2020.
182. Janowitz T, Baglenz E, Pattinson D et al. Famotidine use and quantitative symptom tracking for COVID-19 in non-hospitalized patients: a case series. *Gut* 2020; 69:1592-97.
183. Mather JF, Seip RL, McKay RG. Impact of famotidine use on clinical outcomes of hospitalized COVID-19 patients. *Am J Gastroenterol* 2020.



184. Malone RW, Tisdall P, Fremont-Smith P et al. COVID-19: Famotidine, Histamine, Mast Cells, and mechanisms. Research Square 2020.
185. Sethia R, Prasad M, Mahapatra SJ et al. Efficacy of famotidine for COVID-19: A systematic review and meta-analysis. medRxiv 2020.
186. Shoaibi A, Fortin S, Weinstein R et al. Comparative effectiveness of famotidine in hospitalized COVID-19 patients. medRxiv 2020.
187. Yeramaneeni S, Doshi P, Sands K et al. Famotidine use is not associated with 30-day mortality: A coarsened exact match study in 7158 hospitalized COVID-19 patients from a large healthcare system. medRxiv 2020.
188. Gonzalez-Castejon M, Visioli F, Rodrigues-Casado A. Diverse biological activities of dandelion. Nutr Rev 2012; 70:534-47.
189. Olas B. New perspectives on the effect of dandelion, its food products and other preparations on the cardiovascular system and its diseases. Nutrients 2022; 14:1350.
190. Tran HT, Gigl M, Le NP et al. In Vitro effect of *Taraxacum officinale* leaf aqueous extract on the interaction between ACE2 cell surface receptor and SARS-CoV-2 spike protein D614 and four mutants. Pharmaceuticals 2021; 14:1055.
191. "Taraxaci folium" and "taraxaci radix". Monography on the Medicinal Uses of Plant Drugs. End.ed., 499-504. 2003. Stuttgart, Germany, Thieme.
192. Puskarich MA, Ingraham NE, Merck LH et al. Effect of losartan on hospitalized patients with COVID-19-induced lung injury: A randomized clinical trial. medRxiv 2021.
193. Duarte M, Pelorosso F, Nicolosi L et al. Telmisartan for treatment of COVID-19 patients: an open multicenter randomized clinical trial. EClinicalMedicine 2021; 37:100962.
194. Yu LM, Bafadhel M, Doeward J et al. Inhaled budesonide for COVID-19 in people at higher risk of adverse outcomes in the community: interim analyses from the PRINCIPLE trial. Lancet 2021; 398:843-55.
195. Ramakrishnan S, Nicolau DV, Langford B et al. Inhaled budesonide in the treatment of early COVID-19 (STOIC): a phase 2, open-label, randomised controlled trial. Lancet Resp Med 2021.
196. Schultze A, Walker AJ, MacKenna B et al. Inhaled corticosteroids use and the risk of COVID-19 related death among 966,461 patients with COPD or asthma: An OpenSAFELY analysis. medRxiv 2020.
197. Aveyard P, Gao M, Lindson N et al. Association between pre-existing respiratory disease and its treatment, and severe COVID-19: a population cohort study. Lancet Resp Med 2021.
198. Clemency BM, Varughese R, Morse CG et al. Efficacy of inhaled ciclesonide for outpatient treatment of adolescents and adults with symptomatic COVID-19. A randomized clinical trial. JAMA Intern Med 2021.
199. Tardif JC, Bouabdallaoui N, L'Allier PL et al. Efficacy of colchicine in non-hospitalized patients with COVID-19. Lancet Resp Med 2021.
200. Finkelstein Y, Aks SE, Hutson JR et al. Colchicine poisoning: the dark side of an ancient drug. Clinical Toxicology 2010; 48:407-14.
201. Kabinger F, Stiller C, Schmitzova J et al. Mechanism of molnupiravir-induced SARS-CoV-2 mutagenesis. Nature Structural and Molecular Biology 2021; 28:740-746.
202. Malone B, Campbell EA. Molnupiravir: coding for a catastrophe. Nature Structural and Molecular Biology 2021; 28:706-11.
203. Menendez-Arias L. Decoding molnupiravir-induced mutagenesis in SARS-CoV-2. J Biol Chem 2021; 297:100867.
204. Zhou S, Hill CS, Sarkar S et al. B-D-N-hydroxycytidine inhibits SARS-CoV-2 through lethal mutagenesis but is also mutagenic to mammalian cells. J Infect Dis 2021; 224:415-19.
205. Jayk Bernal A, da Silva G, Musungaie DB et al. Molnupiravir for oral treatment of Covid-19 in nonhospitalized patients. N Engl J Med 2021.

206. Hammond J, Leister-Tebbe H, Gardner A et al. Oral Nirmatrelvir for high-risk, nonhospitalized adults with COVID-19. *N Engl J Med* 2022.
207. Arbel R, Sagy YW, Hoshen M et al. Oral nirmatrelvir and severe COVID-19 outcomes during the Omicron surge. *Research Square* 2022.
208. Gupta K, Strymish J, Stack G et al. Rapid relapse of symptomatic SARS-CoV-2 infection following early suppression with Nirmatrelvir/Ritonavir. *Research Square* 2022.